

# Inductive sensor

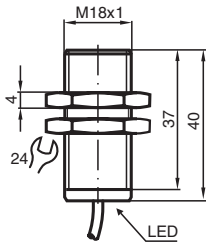
## NCB5-18GK40-N0



- 5 mm flush
- Usable up to SIL 2 acc. to IEC 61508



### Dimensions



### Technical Data

#### General specifications

Switching function		Normally closed (NC)
Output type		NAMUR
Rated operating distance	$s_n$	5 mm
Installation		flush
Assured operating distance	$s_a$	0 ... 4.05 mm
Actual operating distance	$s_r$	4.5 ... 5.5 mm typ. 5 mm
Reduction factor $r_{Al}$		0.2
Reduction factor $r_{Cu}$		0.2
Reduction factor $r_{304}$		0.6
Output type		2-wire

#### Nominal ratings

Nominal voltage	$U_o$	8.2 V ( $R_i$ approx. 1 k $\Omega$ )
Switching frequency	f	0 ... 400 Hz

## Technical Data

Hysteresis	H	1 ... 10 typ. 5 %
Reverse polarity protection		reverse polarity protected
Short-circuit protection		yes
Current consumption		
Measuring plate not detected		min. 3 mA
Measuring plate detected		≤ 1 mA
Switching state indicator		all direction LED, yellow
<b>Functional safety related parameters</b>		
Safety Integrity Level (SIL)		SIL 2
MTTF <sub>d</sub>		2040 a
Mission Time (T <sub>M</sub> )		20 a
Diagnostic Coverage (DC)		0 %
<b>Compliance with standards and directives</b>		
Standard conformity		
NAMUR		EN 60947-5-6:2000 IEC 60947-5-6:1999
Electromagnetic compatibility		NE 21:2007
Standards		EN 60947-5-2:2007 EN 60947-5-2/A1:2012 IEC 60947-5-2:2007 IEC 60947-5-2 AMD 1:2012
<b>Approvals and certificates</b>		
IECEX approval		
Equipment protection level Gb		IECEX PTB 11.0037X
Equipment protection level Da		IECEX PTB 11.0037X
Equipment protection level Mb		IECEX PTB 11.0037X
ATEX approval		
Equipment protection level Gb		PTB 00 ATEX 2048 X
Equipment protection level Da		PTB 00 ATEX 2048 X
UL approval		cULus Listed, General Purpose
CCC approval		
Hazardous Location		2020322315002255
NEPSI approval		
NEPSI certificate		GYJ16.1393X
ANZEX		18.3018X
KCC approval		
Hazardous Location		09-AV4BO-0226
Marine approval		DNVGL TAA00001A5
<b>Ambient conditions</b>		
Ambient temperature		-25 ... 100 °C (-13 ... 212 °F)
Storage temperature		-40 ... 100 °C (-40 ... 212 °F)
<b>Mechanical specifications</b>		
Connection type		cable
Core cross section		0.75 mm <sup>2</sup>
Housing material		PBT
Sensing face		PBT
Degree of protection		IP67
Cable		
Bending radius		> 10 x cable diameter
Material		PVC
Core cross section		0.75 mm <sup>2</sup>
Length	L	2 m
<b>General information</b>		
Use in the hazardous area		see instruction manuals

Release date: 2023-01-26 Date of issue: 2023-01-26 Filename: 70133257\_eng.pdf

Refer to "General Notes Relating to Pepperl+Fuchs Product Information".





Pepperl+Fuchs Group  
www.pepperl-fuchs.comUSA: +1 330 486 0001  
fa-info@us.pepperl-fuchs.comGermany: +49 621 776 1111  
fa-info@de.pepperl-fuchs.comSingapore: +65 6779 9091  
fa-info@sg.pepperl-fuchs.com

**PEPPERL+FUCHS**

**Connection**



**Accessories**

	<b>CPZ18B03</b>	Mounting Bracket with swivel nut
	<b>BF 18-F</b>	Plastic mounting adapter, 18 mm
	<b>BF 5-30</b>	Universal mounting bracket for cylindrical sensors with a diameter of 5 ... 30 mm
	<b>BF 18</b>	Mounting flange, 18 mm

Release date: 2023-01-26 Date of issue: 2023-01-26 Filename: 70133257\_eng.pdf